



# Frameless Bifacial Dual Glass PV Modules

ASB-7-AAA (AAA=345-350) | 72 Cells | 345-350 Wp

## Highlights



Modules made with N type bifacial solar cells



Up to 450 Wp at 30 % ground reflectivity



Characterised for 1000W/m<sup>2</sup> & 200W/m<sup>2</sup> on the front and rear side respectively



Up to 85 % bifaciality factor



2\*IEC testing to ensure extremely high reliability of PV modules



Near zero LID, PID free, 1500 V module



High insulation resistance due to special raw materials

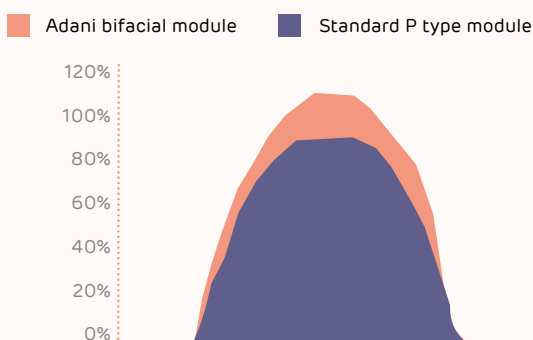
Reduces installation costs by 4%

Reduces transport costs by 7%

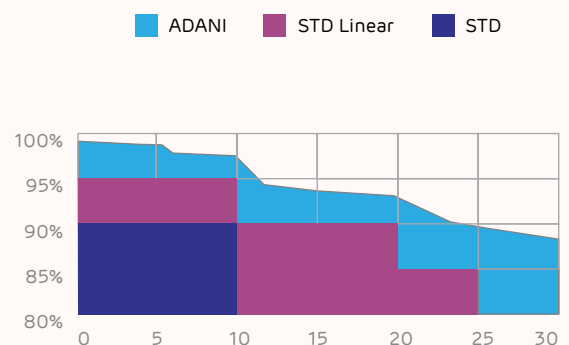
Reduces land costs by 8%

Reduces BOS costs by 7%

## Higher generation due to bifacial technology



## Significant benefit of bifacial technology

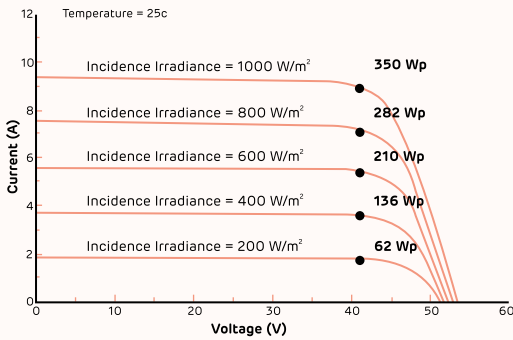


**Note:** Data is based on the comparison of the Adani -72 cells bifacial module (350Wp) with industry's average of 305 Wp multi-crystalline module for a scale of 1 MW installation and cost reduction will vary from site to site and project to project basis.

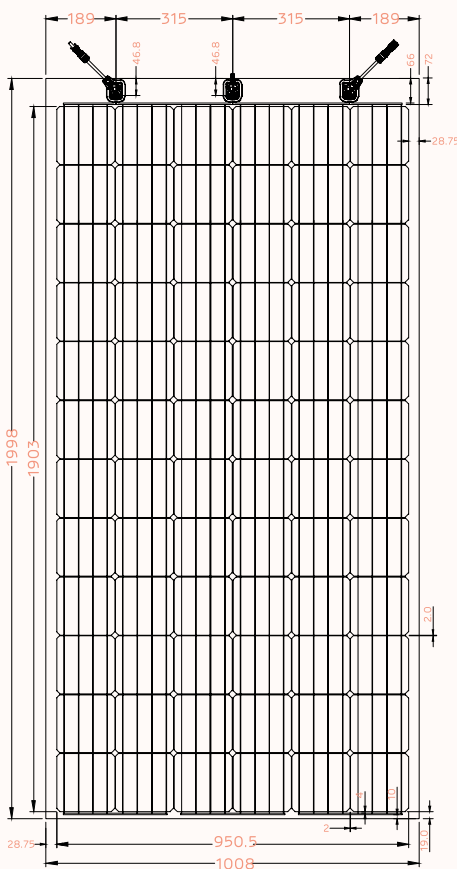
\* "Adani Solar" is the brand name for legal entity "Mundra Solar PV Ltd." having its registered office at "Adani House, Nr Mithakhali Six Roads, Navrangpura, Ahmedabad 380 009, Gujarat, India" and manufacturing unit at "Revenue Survey No: 180/P City: Kutch Taluka: Mundra, Village: Tunda, Post office: Bidada; Pin: 370535".

# Technical Data

## Multi irradiance curve for ASB-7-AAA



## Dimensions in mm



## Warranty and certifications

### Product warranty\*\*

30 years linear power warranty

### Performance guarantee\*\*

Power degradation < 2.5 % / year in first year  
< 0.40 % / year in 2-30 years

### Approvals and certificates\*: IIEC 61215 Ed2

IEC 61730, IEC 61701, UL 1703, MCS, JET, CEC, CEC-Aus, IEC 62716, IEC 62759

\*All certifications are under process



## Electrical data – All data measured to STC \*

Electrical specifications-345Wp	Only front (STC)	Irradiance percentage on backside based on ground reflectivity			
		15%	20%	25%	30%
Peak power, (0 ~+ 4.99 Wp) Pmax(Wp)	345	388	409	425	441
Maximum voltage, Vmpp (V)	41.22	41.32	41.42	41.50	41.60
Maximum current, Impp (A)	8.37	9.39	9.87	10.24	10.60
Open circuit voltage, Voc (V)	52.45	52.55	52.65	52.75	52.85
Short circuit current, Isc (A)	9.10	10.46	10.92	11.37	11.85
Module efficiency (%)	17.08	19.20	20.20	21.01	21.80

Electrical specifications-350Wp	Only front (STC)	Irradiance percentage on backside based on ground reflectivity			
		15%	20%	25%	30%
Peak power, (0 ~+ 4.99 Wp) Pmax(Wp)	350	398	414	430	448
Maximum voltage, Vmpp (V)	41.4	41.50	41.60	41.70	41.80
Maximum current, Impp (A)	8.45	9.59	9.95	10.31	10.71
Open circuit voltage, Voc (V)	52.55	52.65	52.75	52.85	52.95
Short circuit current, Isc (A)	9.20	10.48	11.03	11.50	12.00
Module efficiency (%)	17.32	19.70	20.49	21.28	22.18

\*STC: Irradiance 1000 W/m², cell temperature 25°C, air mass AM1.5 according to EN 60904-3. Average efficiency reduction of 4.5 % at 200 W/m² according to EN 60904-1. Except Pmp, all other parameters have a tolerance of +/-3 %, measurement uncertainty < 3 %

## Temperature co-efficients, NOCT and operating voltage

TC of open circuit voltage (β)	- 0.31 % /°C
TC of short circuit current (α)	0.065 % /°C
TC of power (γ)	- 0.40 % /°C
Maximum system voltage	1500 V (IEC & UL)
NOCT	44°C ± 2°C
Temperature range	- 40°C to + 85°C

## Mechanical data

Length	1998 mm
Width	1008 mm
Height	6.5 mm
Weight	27 Kg
Junction box	IP67; 3 junction box, MC4 compatible
Cable and connectors	1000mm length cable, MC4 & Amphenol compatible connectors
Application class	Class A (Safety class II)
Superstrate	High transmittance ARC glass 2.5 mm
Cells	72 mono-crystalline N-type bifacial PERC solar cells; 4 bus bars
Encapsulation	Low shrinkage PID free encapsulant
Substrate	High transmittance glass 2.5 mm
Frame	Frameless
Mechanical load test as per IEC & UL	5400 Pa-front; 2400 Pa-back
Maximum series fuse rating	15 A

## Packing information

Container	40'HC
Pallets / Container	24
Pieces / Container	660

### Note:

- The specifications included in this datasheet are subject to change without notice.
- The electrical data given here is for reference purpose only.
- Please confirm your exact requirements with the sales representative while placing your order.

### \*\* Warranty:

Please read Adani solar warranty documents thoroughly.

### \*Caution:

Please read safety and installation instructions before using the product.